



Short communication

Lead-free (Ba,Sr)TiO₃ – BiFeO₃ based multilayer ceramic capacitors with high energy density

Ge Wang^{a,1}, Zhilun Lu^{a,1}, Jinglei Li^{b,1}, Hongfen Ji^a, Huijing Yang^a, Linhao Li^a, Shikuan Sun^a, Antonio Feteira^c, Haoguang Yang^d, Ruzhong Zuo^{d,*}, Dawei Wang^{a,*}, Ian M. Reaney^a

^a Department of Materials Science and Engineering, University of Sheffield, Sheffield, S1 3JD, UK

^b Electronic Materials Research Laboratory, Key Laboratory of the Ministry of Education and International Center for Dielectric Research, Xi'an Jiaotong University, Xi'an, 710049, Shaanxi, China

^c Materials and Engineering Research Institute, Sheffield Hallam University, Sheffield, S1 1WB, UK

^d Institute of Electro Ceramics and Devices, School of Materials Science and Engineering, Hefei University of Technology, Hefei, 230009, China

ARTICLE INFO

Keywords:

Multilayer
Ceramic capacitor
Energy storage
Lead-free
Bismuth ferrite

ABSTRACT

High recoverable energy density (10 J cm⁻³) multilayers have been fabricated from lead-free 0.61BiFeO₃-0.33(Ba_{0.8}Sr_{0.2})TiO₃-0.06La(Mg_{2/3}Nb_{1/3})O₃ ceramics. High breakdown strength > 730 kV cm⁻¹ was achieved through the optimisation of multilayer processing to produce defect-free dielectric layers 7 μm thick. Excellent temperature, frequency, fatigue stability and fast charge-discharge speed were observed in the multilayer, critical for their potential use in power electronics.

1. Introduction

Multilayer ceramic capacitors (MLCCs) are used for pulsed power electronics due to their fast charging-discharging rate and high-power density [1–5]. The energy density (W and W_{rec}) and energy conversion efficiency (η) for dielectric capacitors are:

$$W = \int_0^{P_{max}} EdP \quad (1)$$

$$W_{rec} = \int_{P_{rem}}^{P_{max}} EdP \quad (2)$$

$$\eta = W_{rec}/W \quad (3)$$

where P , P_{max} and P_{rem} are the polarization, maximum polarization and remanent polarisation. Thus, high W_{rec} can be obtained by both optimising breakdown strength (E_{BDS}) and ΔP ($P_{max}-P_{rem}$). For several decades, BaTiO₃ (BT)-based MLCCs have been used as filters and decouplers in electronic circuits. More recently, lead-based anti-ferroelectrics (AFE) have been used in commercial pulsed power applications but the search for lead-free equivalents is on-going and becoming increasingly important with the rise in manufacture of electric vehicles, where power electronics are a critical part of the engine and battery

management systems. For lead-based [6–13] and lead-free ceramics [14–45], dopants are often used to induce a phase transition from ferroelectric (FE) to anti-ferroelectrics (AFE) and relaxor-ferroelectrics (RFE) states with promising lead free ceramics reported for: BT-based [23–25]; BiFeO₃-BaTiO₃ (BF-BT)-based [26–34]; Na_{0.5}Bi_{0.5}TiO₃ (NBT)-based [35–38]; and K_{0.5}Na_{0.5}NbO₃(KNN)-based [39–42] solid solutions. These compositions not only show great potential for developing lead-free high energy density capacitors with low dissipation factor (d_f) but also exhibit considerably lower field induced strain compared to lead-based materials [6–11], such as La doped Pb(Zr, Ti)O₃ (PLZT), an important factor in minimising mechanical failure.

In this study, we report a novel lead-free MLCC with high W_{rec} fabricated from 0.61BiFeO₃-0.33(Ba_{0.8}Sr_{0.2})TiO₃-0.06La(Mg_{2/3}Nb_{1/3})O₃ (BF-BST-LMN) ceramics which from previous studies has been reported to have high $W_{rec} \sim 3.38$ J cm⁻³ and $\eta \sim 59$ % at 230 kV cm⁻¹ [33]. Optimised multilayers with a dielectric layer thickness of 7 μm revealed greatly improved W_{rec} (~ 10 J cm⁻³) and η (~ 72 %), principally due to a higher E_{BDS} (730 kV cm⁻¹).

2. Experimental method

0.61BiFeO₃-0.33(Ba_{0.8}Sr_{0.2})TiO₃-0.06La(Mg_{2/3}Nb_{1/3})O₃ ceramic calcined powder was fabricated using conventional solid-state method

* Corresponding authors.

E-mail addresses: piezolab@hfut.edu.cn (R. Zuo), dawei.wang@sheffield.ac.uk (D. Wang).

¹ These authors contributed equally to this work.

[33]. After ball-milling stoichiometric starting materials, mixed-powder was calcined at 800 °C for 4 h and 0.1 wt% MnO₂ was added before second ball-milling. Then the calcined powder was sieved and ball-milled with binder, plasticizer and solvent to form a slurry for tape casting.[27,32] Multilayers were fabricated using an MTI MSK-AFA-II tape caster with a single doctor blade, followed by screen printed (DEK 247) Pt electrodes onto the tape. The electrode layers were laminated with the inner Pt electrode offset and hot-pressed 30 min at 80 °C. MLCCs were sintered at 920 °C for 4 h with binder burnout at 300 °C, followed by application of a terminal Au electrode at 850 °C for 2 h.

The crystal structure of ceramic powder was studied using a Bruker D2 phase X-ray diffractometer (XRD). Microstructural cross sections of MLCCs were examined using an FEI Inspect F50 scanning electron microscope (SEM) equipped with a backscattered electron (BSE) and energy dispersive X-ray (EDX) spectroscopy detector.

Temperature-dependent dielectric permittivity and loss were examined using an Agilent 4184A precision LCR meter (Agilent Technologies Inc., Palo-Alto, CA) from room temperature (RT) to 500 °C at 1, 10, 100 and 250 kHz, respectively. Unipolar polarisation-electric

field (P-E) loops of MLCCs were obtained using an aixACCT TF2000E ferroelectric tester at temperatures ranging from RT to 120 °C and frequencies ranging from 0.1–100 Hz. Charge-discharge behaviour of multilayers was measured using a PolyK 1801 (USA) machine. Multilayers were first charged using trek amplifier then the discharge energy was measured using a load resistor (10 kΩ) in series. An oscillator was used to collect the voltage which increases with electric field across the resistor with time [26,27].

3. Results and discussion

The crystal structure of the BF-BST-LMN ceramic powder was examined using XRD, Fig. 1(a), which revealed a single perovskite phase without secondary peaks. A core-shell microstructure is observed under SEM in BSE mode, as illustrated in the inset of Fig. 1(a), consistent with other reported BF-BT-based materials [26,27,32,43–45]. The temperature-dependent dielectric permittivity (ϵ_r) and loss ($\tan\delta$) of BF-BST-LMN MLCCs at 1, 10, 100 and 250 kHz are presented in Fig. 1(b). Similar to other reported BF-BT-based materials, including BF-BT-Bi(Zn₂/

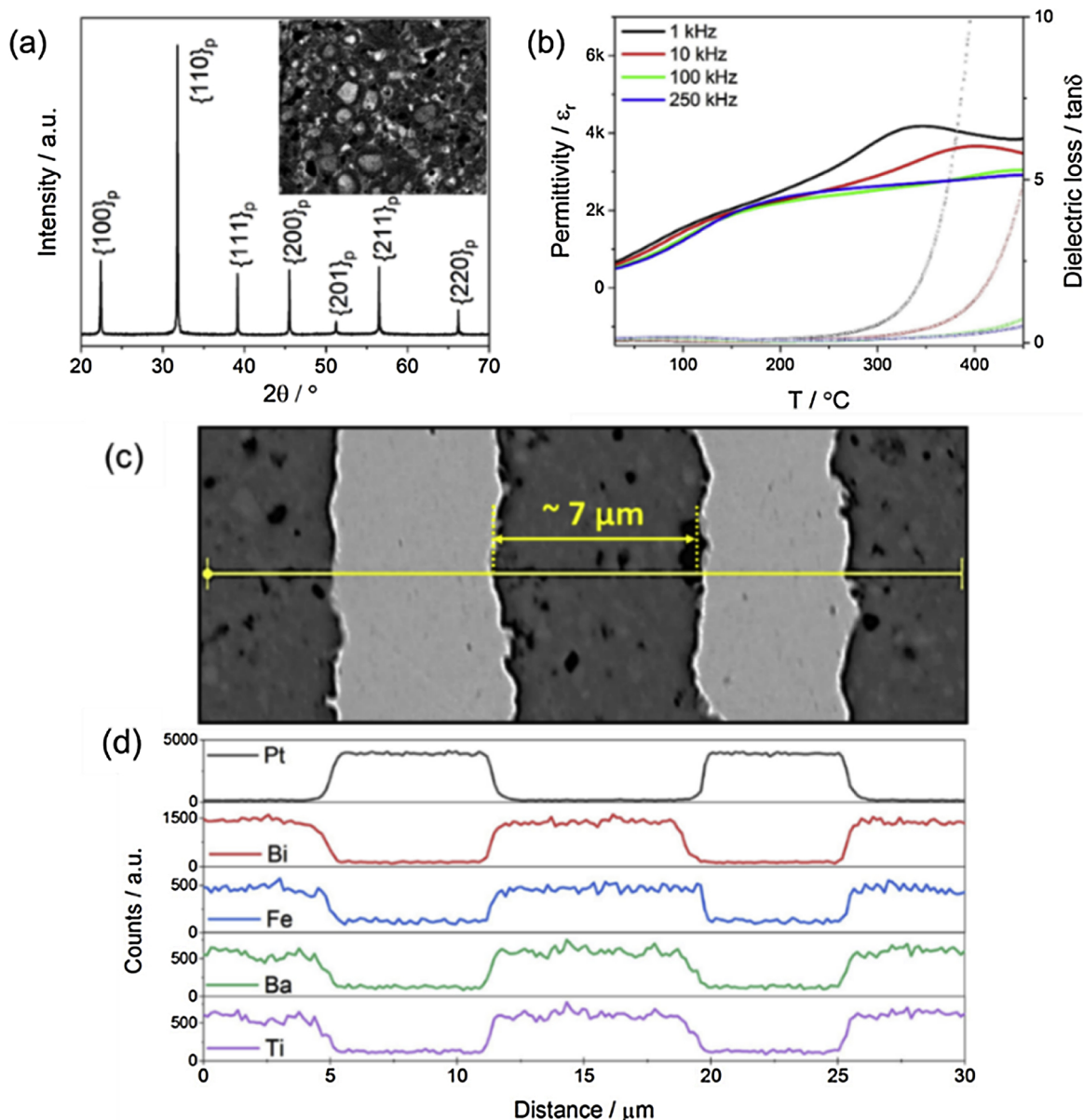


Fig. 1. (a) XRD pattern of BF-BST-LMN ceramic powder; SEM microstructure of BF-BST-LMN ceramics as inset. (b) Temperature dependent permittivity and loss for BF-BST-LMN MLCCs. (c) BSE image and (d) EDX element line scan of polished cross section of BF-BST-LMN MLCCs.

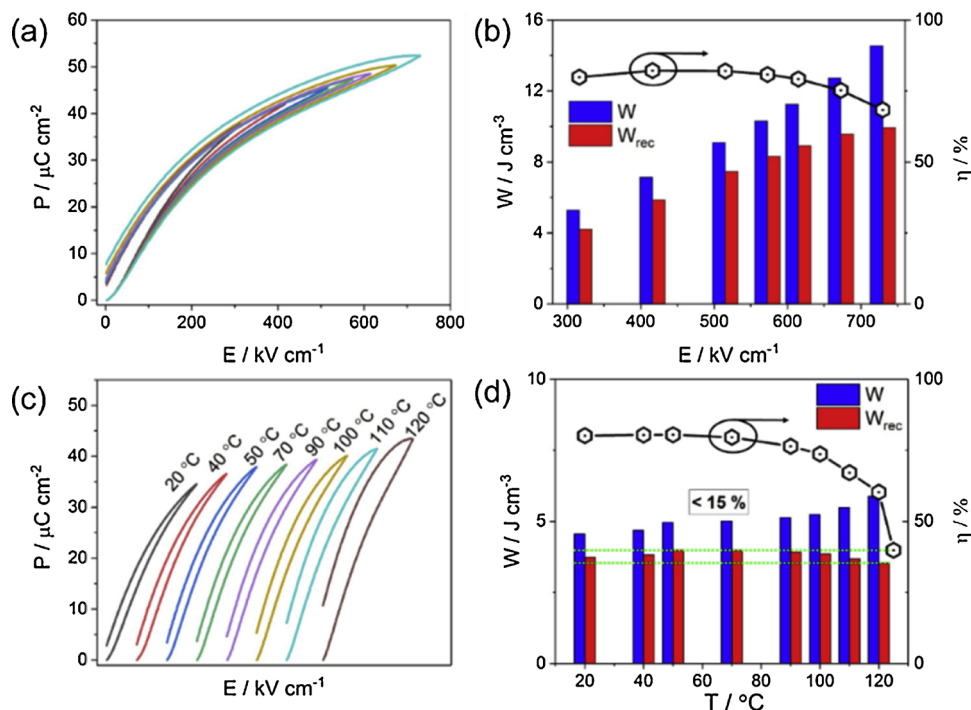


Fig. 2. (a) Unipolar P-E loops and (b) Calculated energy storage properties for BF-BST-LMN MLCCs at RT; (c) Temperature dependent unipolar P-E loops and (d) calculated energy storage properties for BF-BST-LMN MLCCs as function of temperature.

$_{3}\text{Nb}_{1/3}\text{O}_3$, BF-BT-Nd($\text{Zr}_{1/2}\text{Zn}_{1/2}$) O_3 and BF-BT-Nd($\text{Mg}_{2/3}\text{Nb}_{1/3}$) O_3 [26,27,32], several anomalies in ϵ_r were observed as a function of temperature, consistent with a core-shell microstructure due to chemical micro-segregation on slow-cooling [26,27,32]. BSE image, coupled with EDX line scan, of polished cross section of the MLCC are presented in Fig. 1(c, d). The dielectric layer and electrode thickness was measured at 7 and 5 μm , respectively, with no evidence within the

images of an interaction layer between ceramic and Pt.

RT unipolar P-E loops of BF-BST-LMN MLCCs are shown in Fig. 2(a). The E_{BDS} for multilayers increased to 730 kV cm^{-1} compared with 230 kV cm^{-1} for bulk samples due to the fabrication of thinner and defect-free dielectric layers (7 μm) [7,12]. At the highest applied electric field, P_{max} was 53 $\mu\text{C cm}^{-2}$ and $P_{\text{rem}} \sim 7 \mu\text{C}$, yielding a $W_{\text{rec}} \sim 10 \text{ J cm}^{-3}$ with $\eta \sim 72\%$ at 730 kV cm^{-1} (Fig. 2b). *In situ* temperature-

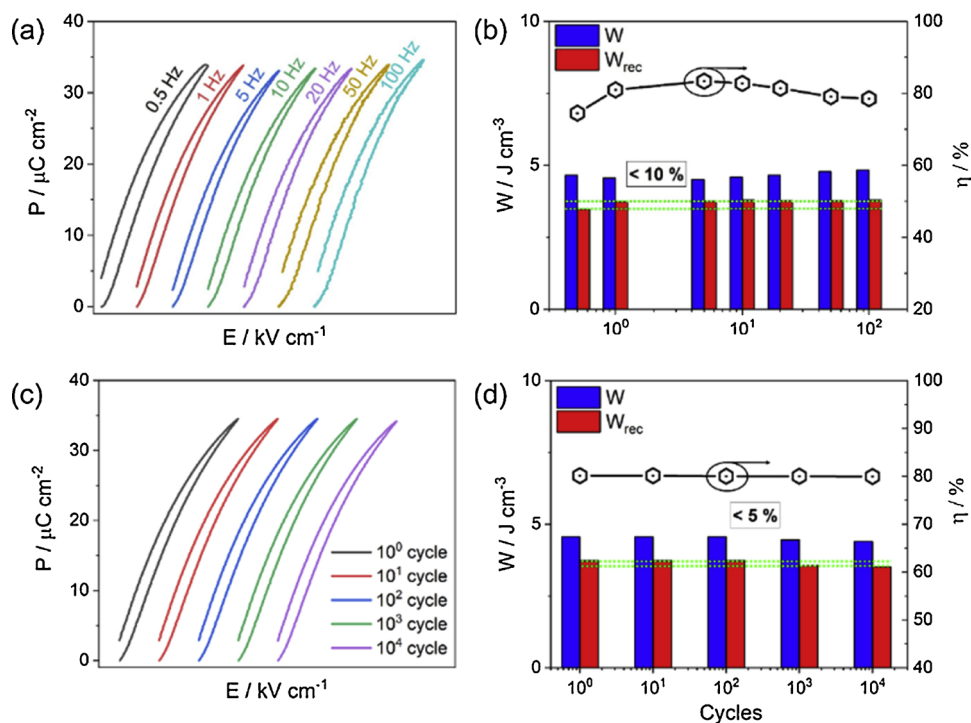


Fig. 3. (a) Frequency-dependent unipolar P-E loops and (b) Calculated energy storage properties for BF-BST-LMN MLCCs as function of frequency. (c) AC cycling of unipolar P-E loops and (d) Calculated energy storage properties for BF-BST-LMN MLCCs as function of cycle number.

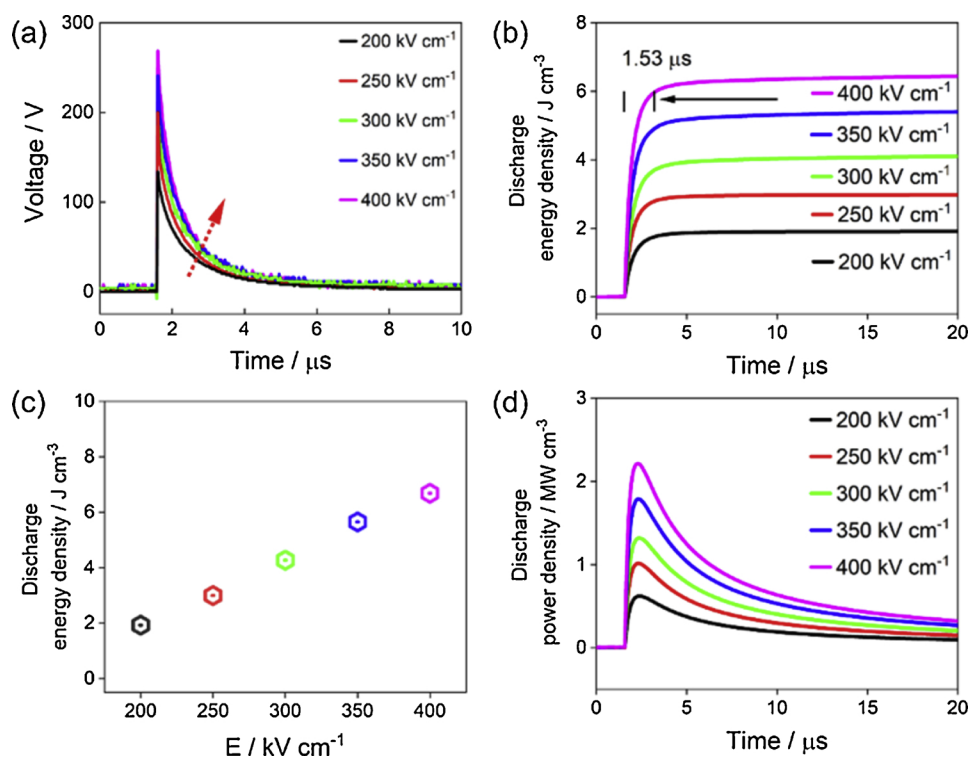


Fig. 4. (a) The discharge voltage curves of MLCCs as a function of time. (b) The discharge energy density curves of MLCCs as a function of time. (c) The discharge energy density of MLCCs as a function of electric field and (d) the discharge power density of MLCCs as a function of time.

dependent unipolar P-E loops of MLCCs were also obtained at 300 kV cm⁻¹, as shown in Fig. 2c. The energy storage properties (W_{rec} and η) as a function of temperature (20–120 °C) are displayed in Fig. 2d, revealing good temperature stability (< 15 %).

Under application of the same electric field (300 kV cm⁻¹), the frequency-dependent and cycle-dependent unipolar (Fig. 3) P-E loops of MLCCs were evaluated in the frequency range of 0.5 Hz–100 Hz and up to 10⁴ cycles, respectively. Frequency independence (< 10 %) and fatigue-resistance (< 5 %) were evident.

The charge-discharge behavior of the multilayers was investigated under different electric fields, as presented in Fig. 4. The discharge processes for all applied electric fields (up to 400 kV cm⁻¹) complete within 10 μ s, as shown in Fig. 4a. The discharge time ($\tau_{0.9}$) is found to be 1.53 μ s (Fig. 4b), which is the time to discharge 90 % of the total energy density (Fig. 4b). The discharging energy density of multilayers as a function of electric field are displayed in Fig. 4c, exhibiting a good linear relationship between the discharge energy density and the applied electric field, which is useful to the practical control application. The discharging power density of multilayers is calculated to be 2.2 MW cm⁻³ at 400 kV cm⁻¹.

Compared with other reported lead-based/lead-free compounds (Fig. 5), BF-BST-LMN multilayers deliver one of the highest known W_{rec} (~ 10 J cm⁻³) with a fast $\tau_{0.9}$ (~ 1.53 μ s) [23,24,27,32,35,46–48].

4. Conclusion

Lead-free BF-BST-LMN multilayers were fabricated with dielectric and inner Pt electrode thicknesses of 7 μ m and 5 μ m, respectively. The multilayers exhibited one of the highest reported values of $W_{rec} \sim 10$ J cm⁻³ with $\eta \sim 72$ % at 730 kV cm⁻¹. Furthermore, the MLCCs displayed good frequency stability from 0.5 Hz–100 Hz (< 10 %) and temperature stability from 20–120 °C (< 15 %), fatigue-resistance up to 10⁴ cycles (< 5 %) as well as a fast charge-discharge speed ($\tau_{0.9} \sim 1.53$ μ s) which are essential for practical applications.

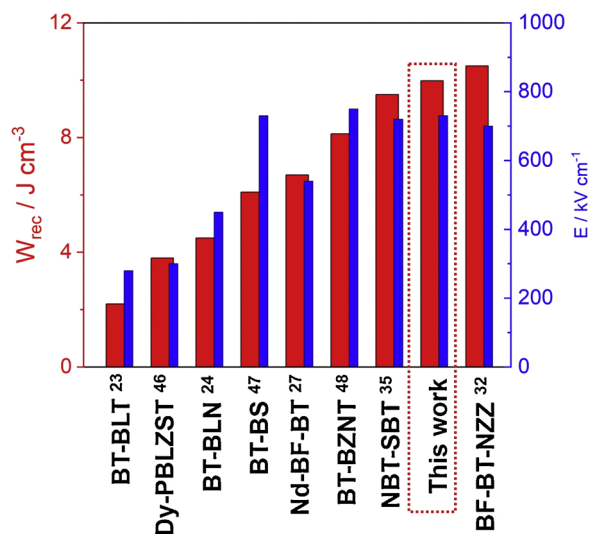


Fig. 5. A comparison of W_{rec} and maximum electric field values among the recently reported lead/lead-free MLCCs at room temperature.

Declaration of Competing Interest

The authors declare that they have no known competing financial interests or personal relationships that could have appeared to influence the work reported in this paper.

Acknowledgements

We thank the Engineering and Physical Sciences Research Council for funding (Substitution and Sustainability in Functional Materials and Devices, EP/L017563/1 and Synthesizing 3D Metamaterials for RF, Microwave and THz Applications, EP/N010493/1) U.

References

- [1] I. Burn, D.M. Smyth, Energy storage in ceramic dielectrics, *J. Mater. Sci.* 7 (1972) 339–343.
- [2] G.R. Love, Energy storage in ceramic dielectrics, *J. Am. Ceram. Soc.* 73 (1990) 323–328.
- [3] C. Liu, F. Li, L. Ma, H.M. Cheng, Advanced materials for energy storage, *Adv. Mater.* 22 (2010) E28.
- [4] H. Chen, T. Cong, W. Yang, C. Tan, T. Li, Y. Ding, Progress in electrical energy storage system: a critical review, *Prog. Nat. Sci.* 19 (2009) 291–312.
- [5] W. Hu, Y. Liu, R.L. Wither, T.J. Frankcombe, L. Noren, A. Snashall, M. Kitchin, P. Smith, B. Gong, H. Chen, J. Schiemer, F. Brink, J. Wong-Leung, Electron-pinned defect-dipoles for high-performance colossal permittivity materials, *Nat. Mater.* 12 (2013) 821–826.
- [6] Y. Dan, H. Xu, K. Zou, Q. Zhang, Y. Lu, G. Chang, H. Huang, Y. He, Energy storage characteristics of (Pb,La)(Zr,Sn,Ti)O₃ antiferroelectric ceramics with high Sn content, *Appl. Phys. Lett.* 113 (2018) 063902.
- [7] F. Bian, S. Yan, C. Xu, Z. Liu, X. Chen, C. Mao, F. Cao, J. Bian, G. Wang, X. Dong, Enhanced breakdown strength and energy density of antiferroelectric Pb_{0.9}La_{0.1}(Zr,Sn,Ti)O₃ ceramic by forming core-shell structure, *J. Eur. Ceram. Soc.* 38 (2018) 3170–3176.
- [8] F. Zhuo, Q. Li, Y. Zhou, Y. Ji, Q. Yan, Y. Zhang, X. Xi, X. Chu, W. Cao, Large field-induced strain, giant strain memory effect, and high thermal stability energy storage in (Pb,La)(Zr,Sn,Ti)O₃ antiferroelectric single crystal, *Acta Mater.* 148 (2018) 28–37.
- [9] J. Shen, X. Wang, T. Yang, H. Wang, J. Wei, High discharge energy density and fast release speed of (Pb,La)(Zr,Sn,Ti)O₃ antiferroelectric ceramics for pulsed capacitors, *J. Alloys Compd.* 721 (2017) 191–198.
- [10] X. Hao, J. Zhai, X. Yao, Improved energy storage performance and fatigue endurance of Sr-Doped PbZrO₃ antiferroelectric thin films, *J. Am. Ceram. Soc.* 92 (2009) 1133–1135.
- [11] H. Zhang, X. Chen, F. Cao, G. Wang, X. Dong, Z. Hu, T. Du, Charge-discharge properties of an antiferroelectric ceramics capacitor under different electric fields, *J. Am. Ceram. Soc.* 93 (2010) 4015–4017.
- [12] D. Wang, M. Cao, S. Zhang, Piezoelectric properties of PbHfO₃-PbTiO₃-Pb(Mg_{1/3}Nb_{2/3})O₃ ternary ceramics, *Phys. Status Solidi RRL* 6 (2012) 135–137.
- [13] D.W. Wang, H.B. Jin, J. Yuan, B.L. Wen, Q.L. Zhao, D.Q. Zhang, M.S. Cao, Mechanical reinforcement and piezoelectric properties of PZT ceramics embedded with nano-crystalline, *Chin. Phys. Lett.* 27 (2010) 047701.
- [14] W. Li, Z. Xu, R. Chu, P. Fu, G. Zang, Piezoelectric and dielectric properties of (Ba_{1-x}Ca_x)(Ti_{0.95}Zr_{0.05})O₃ lead-free ceramics, *J. Am. Ceram. Soc.* 93 (2010) 2942–2944.
- [15] W. Li, Z. Xu, R. Chu, P. Fu, G. Zang, High piezoelectric d₃₃ coefficient in (Ba_{1-x}Ca_x)(Ti_{0.98}Zr_{0.02})O₃ lead-free ceramics with relative high Curie temperature, *Mater. Lett.* 64 (2010) 2325–2327.
- [16] W. Li, Z. Xu, R. Chu, P. Fu, G. Zang, Polymorphic phase transition and piezoelectric properties of (Ba_{1-x}Ca_x)(Ti_{0.9}Zr_{0.1})O₃ lead-free ceramics, *Phys. B* 405 (2010) 4513–4516.
- [17] G. Wang, D.A. Hall, Y. Li, C.A. Murray, C.C. Tang, Structural characterization of the electric field-induced ferroelectric phase in Na_{0.5}Bi_{0.5}TiO₃-KNbO₃ ceramics, *J. Eur. Ceram. Soc.* 36 (2016) 4015–4021.
- [18] G. Wang, Z. Lu, Z. Zhang, A. Feteira, C.C. Tang, D.A. Hall, Electric field-induced irreversible relaxor to ferroelectric phase transformations in Na_{0.5}Bi_{0.5}TiO₃-NaNbO₃ ceramics, *J. Am. Ceram. Soc.* 102 (2019) 7746–7754.
- [19] G. Wang, Y. Li, C.A. Murray, C.C. Tang, D.A. Hall, Thermally-induced phase transformations in Na_{0.5}Bi_{0.5}TiO₃-KNbO₃ ceramics, *J. Am. Ceram. Soc.* 100 (2017) 3293–3304.
- [20] Z. Fan, C. Zhou, X. Ren, X. Tan, Domain disruption and defect accumulation during unipolar electric fatigue in a BZT-BCT ceramic, *Appl. Phys. Lett.* 111 (2017) 252902.
- [21] Z. Fan, J. Koruza, J. Rodel, X. Tan, An ideal amplitude window against electric fatigue in BaTiO₃-based lead-free piezoelectric materials, *Acta Mater.* 151 (2018) 253–259.
- [22] Z. Fan, X. Tan, In-situ TEM study of the aging micromechanisms in a BaTiO₃-based lead-free piezoelectric ceramic, *J. Eur. Ceram. Soc.* 38 (2018) 3472–3477.
- [23] W.B. Li, D. Zhou, R. Xu, D. Wang, J.Z. Su, L.X. Pang, W.F. Liu, G.H. Chen, BaTiO₃ based multilayers with outstanding energy storage performance for high temperature capacitor applications, *ACS Appl. Energy Mater.* 2 (2019) 5499–5506.
- [24] W.B. Li, D. Zhou, R. Xu, L.X. Pang, I.M. Reaney, BaTiO₃-Bi(Li_{0.5}Ta_{0.5})O₃ lead-free ceramics and multilayers with high energy storage density and efficiency, *ACS Appl. Energy Mater.* 1 (2019) 5016–5023.
- [25] W.B. Li, D. Zhou, L.X. Pang, R. Xu, H.H. Guo, Novel barium titanate based capacitors with high energy density and fast discharge performance, *J. Mater. Chem. A* 5 (2017) 19607–19621.
- [26] D. Wang, Z. Fan, W. Li, D. Zhou, A. Feteira, G. Wang, S. Murakami, S. Sun, Q. Zhao, X. Tan, I.M. Reaney, High energy storage density and large strain in Bi(Zn_{2/3}Nb_{1/3})O₃-doped BiFeO₃-BaTiO₃ ceramics, *ACS Appl. Energy Mater.* 1 (2018) 4403–4412.
- [27] D. Wang, Z. Fan, D. Zhou, A. Khesro, S. Murakami, A. Feteira, Q. Zhao, X. Tan, I.M. Reaney, Bismuth ferrite-based lead-free ceramics and multilayers with high recoverable energy density, *J. Mater. Chem. A* 6 (2018) 4133–4144.
- [28] T. Wang, L. Jin, T. Tian, L. Shu, Q. Hu, X. Wei, Microstructure and ferroelectric properties of Nb₂O₅-modified BiFeO₃-BaTiO₃ lead-free ceramics for energy storage, *Mater. Lett.* 137 (2014) 79–81.
- [29] N. Liu, R. Liang, X. Zhao, C. Xu, Z. Zhou, X. Dong, Novel bismuth ferrite-based lead-free ceramics with high energy and power density, *J. Am. Ceram. Soc.* 101 (2018) 3259–3265.
- [30] D. Zheng, R. Zuo, D. Zhang, Y. Li, Novel BiFeO₃-BaTiO₃-Ba(Mg_{1/3}Nb_{2/3})O₃ lead-free relaxor ferroelectric ceramics for energy-storage capacitors, *J. Am. Ceram. Soc.* 98 (2015) 2692–2695.
- [31] D. Zheng, R. Zuo, Enhanced energy storage properties in La(Mg_{1/2}Ti_{1/2})O₃-modified BiFeO₃-BaTiO₃ lead-free relaxor ferroelectric ceramics within a wide temperature range, *J. Eur. Ceram. Soc.* 37 (2017) 413–418.
- [32] G. Wang, J. Li, X. Zhang, Z. Fan, F. Yang, A. Feteira, D. Zhou, D.C. Sinclair, T. Ma, X. Tan, D. Wang, I.M. Reaney, Ultrahigh energy storage density lead-free multilayers by controlled electrical homogeneity, *Energy Environ. Sci.* 12 (2019) 582–588.
- [33] H. Yang, H. Qi, R. Zuo, Enhanced breakdown strength and energy storage density in a new BiFeO₃-based ternary lead-free relaxor ferroelectric ceramic, *J. Eur. Ceram. Soc.* 39 (2019) 2673–2679.
- [34] D. Wang, G. Wang, S. Murakami, Z. Fan, A. Feteira, D. Zhou, S. Sun, Q. Zhao, I.M. Reaney, BiFeO₃-BaTiO₃: a new generation of lead-free electroceramics, *J. Adv. Dielectr.* 8 (2018) 1830004.
- [35] J. Li, F. Li, S. Zhang, Multilayer lead-free ceramic capacitors with ultrahigh energy density and efficiency, *Adv. Mater.* 30 (2018) 1802155.
- [36] J. Wu, A. Mahajan, L. Riekehr, H. Zhang, B. Yang, N. Ment, Z. Zhang, H. Yan, Perovskite Sr_x(Bi_{1-x}Na_{0.97-x}Li_{0.03})_{0.5}TiO₃ ceramics with polar nano regions for high power energy storage, *Nano Energy* 50 (2018) 723–732.
- [37] F. Li, J. Zhai, B. Shen, X. Liu, H. Zeng, Simultaneously high-energy storage density and responsivity in quasi-hysteresis-free Mn-doped Bi_{0.5}Na_{0.5}TiO₃-BaTiO₃-(Sr_{0.7}Bi_{0.2}□_{0.1})TiO₃ ergodic relaxor ceramics, *Mater. Res. Lett.* 6 (2018) 345–352.
- [38] Z. Pan, D. Hu, Y. Zhang, J. Liu, B. Shen, J. Zhai, Achieving high discharge energy density and efficiency with NBT-based ceramics for application in capacitors, *J. Mater. Chem. C* 7 (2019) 4072–4078.
- [39] Z. Yang, H. Du, S. Qu, Y. Hou, H. Ma, J. Wang, J. Wang, X. Wei, Z. Xu, Significantly enhanced recoverable energy storage density in potassium-sodium niobate-based lead free ceramics, *J. Mater. Chem. A* 4 (2016) 13778–13785.
- [40] B. Qu, H. Du, Z. Yang, Q. Liu, T. Liu, Enhanced dielectric breakdown strength and energy storage density in lead-free relaxor ferroelectric ceramics prepared using transition liquid phase sintering, *RSC Adv.* 6 (2016) 34381–34389.
- [41] T. Shao, H. Du, H. Ma, S. Qu, J. Wang, J. Wang, X. Wei, Z. Xu, Potassium-sodium niobate based lead-free ceramics: novel electrical energy storage materials, *J. Mater. Chem. A* 5 (2017) 554–563.
- [42] B. Qu, H. Du, Z. Yang, Q. Liu, Large recoverable energy storage density and low sintering temperature in potassium-sodium niobate-based ceramics for multilayer pulsed power capacitors, *J. Am. Ceram. Soc.* 100 (2017) 1517–1526.
- [43] S. Murakami, D. Wang, A. Mostaed, A. Khesro, A. Feteira, D.C. Sinclair, Z. Fan, X. Tan, I.M. Reaney, High strain (0.4%) Bi(Mg_{2/3}Nb_{1/3})O₃-BaTiO₃-BiFeO₃ lead-free piezoelectric ceramics and multilayers, *J. Am. Ceram. Soc.* 101 (2018) 5428–5442.
- [44] S. Murakami, N.T.A.F. Ahmed, D. Wang, A. Feteira, D.C. Sinclair, I.M. Reaney, Optimising dopants and properties in BiMeO₃ (Me = Al, Ga, Sc, Y, Mg_{2/3}Nb_{1/3}, Zn_{2/3}Nb_{1/3}, Zn_{1/2}Ti_{1/2}) lead-free BaTiO₃-BiFeO₃ based ceramics for actuator applications, *J. Eur. Ceram. Soc.* 38 (2018) 4220–4231.
- [45] G. Wang, Z. Fan, S. Murakami, Z. Lu, D.A. Hall, D.C. Sinclair, A. Feteira, X. Tan, J.L. Jones, A.K. Kleppe, D. Wang, I.M. Reaney, Origin of the large electrostrain in BiFeO₃-BaTiO₃ based lead-free ceramics, *J. Mater. Chem. A* 7 (2019) 21254–21263.
- [46] L. Chen, N. Sun, Y. Li, Q. Zhang, L. Zhang, X. Hao, Multifunctional antiferroelectric MLCC with high-energy-storage properties and large field-induced strain, *J. Am. Ceram. Soc.* 101 (2018) 2313–2320.
- [47] H. Ogihara, C.A. Randall, S. Trolier-McKinstry, High-energy density capacitors utilizing 0.7 BaTiO₃-0.3BiScO₃ ceramics, *J. Am. Ceram. Soc.* 92 (2009) 1719–1724.
- [48] Z. Cai, C. Zhu, H. Wang, P. Zhao, L. Chen, L. Li, X. Wang, High-temperature lead-free multilayer ceramic capacitors with ultrahigh energy density and efficiency fabricated via two-step sintering, *J. Mater. Chem. A* 7 (2019) 14575–14582.